



Early Childhood 2020 Director's Resources

INTRODUCTION TO REV YOUR BEV IN EARLY CHILDHOOD

Healthy hydration starts in early childhood! Habits begin in the earliest years. Because young children spend the majority of their day in child care, it is important that safe drinking water is available at all times – served inside and outside, during meals, and be easily accessible throughout the day.

Establishing water drinking habits early protects children's health now and in the future!



DID YOU KNOW?


- ◆ Obesity starts in early childhood. With 1 in 5 children ages 2–5 years overweight or obese prevention efforts must target our youngest children.
- ◆ A child's dietary preferences and health foundation is established in early childhood.
- ◆ Sugar-sweetened beverages are the only food or beverage that has been directly linked to obesity, a leading cause of heart disease, type-2 diabetes, and some cancers. A typical 10oz grape juice drink contains 8 teaspoons of sugar — twice the recommended amount for preschoolers!
- ◆ Decreasing the amount of sugar sweetened beverages consumed as a child is a first step to developing healthy habits as they get older.

INCLUDED IN THIS RESOURCE GUIDE:

1. Beverage Guidelines At-A-Glance by Age
2. Water Checklist for Early Childhood Education settings
3. Sample healthy beverage policies
4. Going “Live” with Rev Your Bev! Email and newsletter templates and social media tools
5. Pledge card for staff, students, and parents
6. Water recipes
7. Virginia Training and Technical Assistance Resources
8. National Training and Technical Assistance Resources



Rev Your Bev materials supporting healthy beverages in early care programs were developed collaboratively with the Virginia Early Childhood Foundation





AT-A-GLANCE BEVERAGE BEST PRACTICES

INFANTS: BIRTH - 5 MONTHS

- Only breastmilk, or Iron-fortified formula
- No water, no juice
- No other foods/drinks recommended

INFANTS: 6 - 11 MONTHS

- Breastmilk, Iron-fortified formula
- Water, small amounts, plain, offered after breastmilk or formula
- No juice


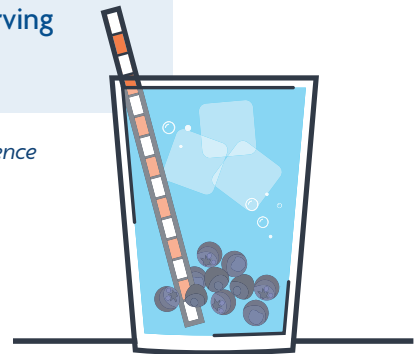
TODDLERS

- Water, visible, available for self-serve, offered
- Whole milk, not flavored (with meals/snacks)
- Limit 100% fruit/vegetable juice to one daily serving

PRESCHOOLERS

- Water, visible, available for self-serve, offered
- Skim milk or 1% milk, not flavored (with meals/snacks)
- Limit 100% fruit/vegetable juice to one daily serving

These are general recommendations and do not take precedence over the advice of a physician or family for specific children.



CHOOSING WATER: SAMPLE CHECKLIST FOR EARLY CARE & EDUCATION

Use the checklist below to see how your program promotes water using recommended best practices!

RECOMMENDED PRACTICES FOR PROMOTING WATER-DRINKING IN EARLY CARE	ALWAYS	SOMETIMES	NOT YET
We make sure water is visible and available to children, indoors and outdoors. Great examples: <ul style="list-style-type: none"> Water fountain or faucet in classroom and/or outdoors, cups nearby as needed Water bottles/sippy cups for each child refilled w/fresh water daily Child-sized water pitchers and cups are set up at a “water station” Teachers bring water and cups outside (water wagon, cooler, etc.) 	<input type="checkbox"/>	<input type="checkbox"/>	<input type="checkbox"/>
We offer children water at least twice a day. Great examples: <ul style="list-style-type: none"> Teachers ask children if they would like some water “Water time” is part of the daily routine 	<input type="checkbox"/>	<input type="checkbox"/>	<input type="checkbox"/>
We only serve healthy beverages, and never serve sugary drinks to children. Great examples: <ul style="list-style-type: none"> No sports drinks, juice-drinks, flavored milk, or sodas are served If served, limit 100% fruit or vegetable juice to single serving daily 	<input type="checkbox"/>	<input type="checkbox"/>	<input type="checkbox"/>
Children who are developmentally ready are encouraged to serve themselves water. Great examples: <ul style="list-style-type: none"> Child-sized pitchers of water are also on the table during meals/snacks Water container with spigot is at a level children can reach Water is offered to toddlers in a cup when they are ready 	<input type="checkbox"/>	<input type="checkbox"/>	<input type="checkbox"/>
Teachers role model and encourage water drinking. Great examples: <ul style="list-style-type: none"> Teachers only drink healthy drinks in front of children Teachers explain why water is important Teachers help children practice pouring water, and praise successful efforts 	<input type="checkbox"/>	<input type="checkbox"/>	<input type="checkbox"/>
Children who are developmentally ready are encouraged to serve themselves water. Great examples: <ul style="list-style-type: none"> Curriculum and/or supports such as books and posters for children Staff training about beverage best practices Newsletters, social media, and events are planned to share information with parents 	<input type="checkbox"/>	<input type="checkbox"/>	<input type="checkbox"/>
We have a written policy about our water promotion practices.	<input type="checkbox"/>	<input type="checkbox"/>	<input type="checkbox"/>

**For sample policies and other resources to support water promotion in early care,
visit www.RevYourBev.com and sign up for Rev Your Bev Day of Action!**

These best practices for promoting water align with recommendations by the Centers for Disease Control, and USDA's Child and Adult Care Food Program standards for supporting the best child nutrition.

SAMPLE: HEALTHY BEVERAGE POLICIES

INTRODUCTION

Below are suggested statements that promote water-drinking that can be added to your Program Policy Manual or Parent Handbooks – pick the ones that work best for your program!

We at (name of program) are committed to promoting good child nutrition, which includes serving healthy beverages. We promote healthy beverages in the following ways:


WATER PROMOTION

- Water is visible and available to children, indoors and outdoors.
- Drinking water is provided to children for self-serve in every classroom.
- Disposable cups are provided with child-sized pitchers of water every day.
- A water station with single-serving cups is set up every day.
- Water coolers are brought outside and on field trips
- We ask parents to send in a clean cup for water every day.
Please do not send in juice or other sweetened drinks; water will be provided for all children.
- Children are encouraged to visit the water fountain (or water station).
- Water is offered to children at least twice every day.
- We make water fun by adding fruits or other healthy flavorings!
- Staff drinks only healthy beverages in front of children.



SUGAR-SWEETENED BEVERAGES & JUICES

- Beverages with sugar added (such as juice drinks, sports drinks, colas, flavored milks) will not be served to children.
- Parents, please do not send in sweetened drinks for children; we will provide water and milk with snacks and meals.
- Juice is limited to 4-6 ounces of 100% fruit or vegetable juice each day for children ages 1-6 years.
- 100% juice is served no more than twice each week in 4-6 ounce portions (or only on special occasions).



SAMPLE: HEALTHY BEVERAGE POLICIES

This year's Rev Your Bev Early Childhood theme is tailor-made for you to share with parents through your social media, newsletter, and emails.

SOCIAL MEDIA GRAPHICS

The graphics provided can be shared on your Facebook page, through your Twitter account, and anywhere else your early childhood education program “lives”!

Tag your posts with the hashtag “#RevYourBev” to keep everyone aware of what you’re doing.

NEWSLETTER

Use the sample newsletter template below to share with parents how you are promoting healthy hydration in your childcare.


“Our child care is joining other educators across Virginia getting ready for the November 13th Rev Your Bev Day by promoting water drinking at our program. Rev Your Bev is a statewide initiative in Virginia to raise awareness about the importance of healthy hydration. Our child care is committed to providing safe drinking water at all times – served inside and outside, during meals, and making sure that water is accessible throughout the day. Establishing water drinking habits early protects children’s health now and in the future!”

EMAIL TEMPLATE

Use the sample email template below to share with parents how you are promoting healthy hydration in your childcare.

“Our child care is joining other educators across Virginia getting ready for the November 13th Rev Your Bev Day by promoting water drinking at our program. A child’s dietary preferences and health foundation is established in early childhood.

We support healthy beverage habits by serving only healthy beverages in our program, and talking with the children about choosing refreshing water when they are thirsty. Stay tuned for more information!”



READY TO REV YOUR BEV?

BERRY LEMON FIZZ

1. Place 2 ice cubes in glass.
2. Cut the ½ lemon into large chunks.
3. Place lemon pieces and berries over the ice in the glass.
(add torn mint leaves if using)
4. With the handle side of the spoon down, crush (muddle) lemon and berries until juicy and well broken.
5. Top with two more ice cubes and half of the sparkling water, give it a gentle stir and then add the rest of the sparkling water.
6. The more the water sits, the more flavor you get, but you can enjoy right away.

BERRY LEMON FIZZ

8 blueberries
8 raspberries
1/2 lemon
2 torn mint leaves (optional)
4 ice cubes
10oz sparkling water / club soda

NOTES

1. You'll want to enjoy this one right away or store in an airtight stainless water bottle to keep in the fizz!
2. Once you have finished enjoying your fizzy water, you can refill your bottle with fresh plain water and shake well! This can be repeated as many times as you still like the flavors! We found two more times was perfect.

AUTUMN APPLE SPICE

1. Place 2 ice cubes in glass.
2. Cut the ½ apple into medium sized pieces, about the size of your pointer fingernail.
3. Place apple pieces over the ice in the glass.
4. Sprinkle the measured amount of pie spice over apple pieces.
5. If using cardamom, sprinkle over apple pieces as well.
6. With the handle side of the spoon down, crush (muddle) apple until juicy and all spices look wet.
7. Top with two more ice cubes and water.
8. The more the water sits, the more flavor comes out of the spices, but you can enjoy right away!

AUTUMN APPLE SPICE

1/2 apple
**1/2 teaspoon pumpkin
or apple pie spice**
1 pinch of cardamom
4 ice cubes
10 oz water

NOTES

1. Once you add water, it helps to stir from the bottom up to get all the flavors throughout the water.
2. Our favorite is a sweet and tangy Virginia Honey Crisp Apple!
3. You can transfer to stainless water bottle to stay cold and travel to school.
4. Once you have finished enjoying your flavored water, refill your bottle with more fresh water and shake well! This can be repeated as many times as you still enjoy the flavors!

VIRGINIA TRAINING & TECHNICAL ASSISTANCE RESOURCES ON HEALTHY HYDRATION

Child Care Aware of Virginia – Offers technical assistance and training to child care professionals to support integration of healthy beverages and other healthy, high-quality practices.

Contact 866-KIDS-TLC or visit va.childcareaware.org

Rev Your Bev ECE – Resources for directors and educators include sample policies, social media messaging, classroom Rev Your Bev kit, and other water promotion supports.

www.RevYourBev.com

Virginia Cooperative Extension Family Nutrition Program – Curricula, blogs, videos, recipes and nutrition education resources for programs that care for children from families with limited income.

www.EatSmartMoveMoreVa.org

Virginia Department of Health Office of Drinking Water – Direct any questions about drinking water safety to this state agency office.

www.vdh.virginia.gov/drinking-water

Virginia Department of Social Services – VDSS Endorsement Program courses such as Nutritional Guidelines in Early Childhood (CHLD 2068), and Developing Healthy Habits in Young Children (CHLD 2074), help meet professional development requirements and teach strategies to promote good health in children.

(https://ccwa.augusoft.net/index.cfm?method=ClassListing.ClassListingDisplay&int_category_id=5&int_sub_category_id=22&int_catalog_id=

Virginia Head Start Association – Dedicates itself to training and advocacy which enhances and fosters growth of individual members, agencies, and community partners who impact the lives of children and families.


www.headstartva.org

Virginia's Infant and Toddler Specialist Network – Offers technical assistance for early care professionals who care for babies and toddlers. Contact Mary Sheldon to ask about assistance with infant and toddler beverage practices.

www.va-itsnetwork.org Telephone: (757) 378-3172

Virginia Quality – Programs in Virginia's Quality Rating and Improvement System can find support to improve beverage practices. Virginia Quality offers training and technical assistance for early care professionals who care for young children.

Contact qris@vecf.org or Regional Quality Coordinator in your area for assistance. www.virginiaquality.com



VIRGINIA TRAINING & TECHNICAL ASSISTANCE RESOURCES ON HEALTHY HYDRATION

Increasing Access to Drinking Water and Other Healthier Beverages in Early Care and Education Settings – Toolkit from Centers for Disease Control and Prevention guides early care and education programs.

<https://www.cdc.gov/obesity/downloads/early-childhood-drinking-water-toolkit-final-508reduced.pdf>

National Drinking Water Alliance – Collection of water-promotion activities, research, handouts, and programming for children.

<http://www.drinkingwateralliance.org/education-earlycare>

USDA Choose My Plate – Newsletters and resources such as Ten Tips Make Better Beverage Choices for families and staff.

<https://www.choosemyplate.gov/ten-tips-make-better-beverage-choices>

National CACFP Sponsor Association – A week of fun water promotion activities for children can be found here.


http://docs.wixstatic.com/ugd/9c073b_1c7d0adc66f84bd19d92b1b63f042904.pdf

Healthy Kids, Healthy Futures – Take ECE quiz to assess program healthy beverages practices (and child nutrition)! This website offers beverage resources for staff education, family engagement, and activities for children.

<https://healthykidshealthyfuture.org/learn-more/quiz/>



#RevYourBev





@revyourbev
#RevYourBev